

# SHIPLAP PALLETS

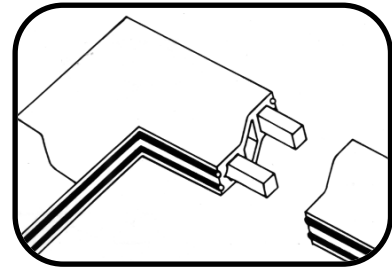
**SAVES MONEY** Pennsylvania Insert's patented expandable shiplap pallet system is a modular, light weight, shiplap joint former with unprecedented versatility. It makes a perfect joint eliminating leakage and field repairs which saves money. Best of all, your customers are going to be happy because the product is going to look great.

**EASY TO USE** Because it is aluminum it weighs less than a steel pallet. It can be set up manually which eliminates the time spent waiting for a crane.

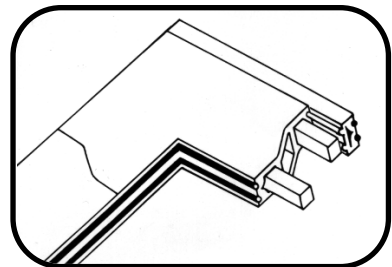
**VERSATILE** Because it is modular it can be used on lots of different forms. The Expansion Mate accessory allows the same pallet to be used for wall thicknesses from 4" to 12". Because it can be used in so many ways and many times, it will generate amazing savings in lumber.

## USEFUL TIP

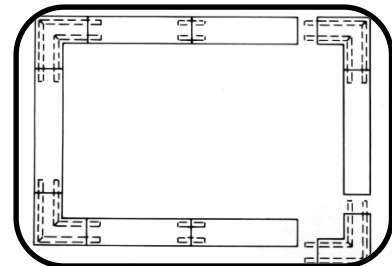
- The pallet should be shimmed every several feet to keep it from twisting.



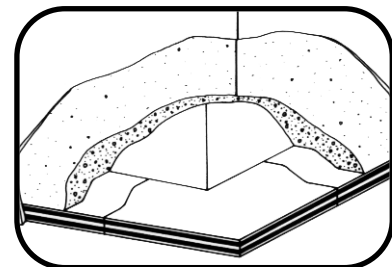
1. Aluminum Shiplap Pallet material can be assembled by joining four corners with straight lengths to form the desired size pallet.



2. One inch extension pieces can be added for walls thicker than six inches.



3. Slide the straight lengths over the steel pins that form part of each corner, then press in the gasket material to fill any gaps.



4. Once the first half is poured, simply flip the pallet over to make the joining piece.

TO ORDER CALL 1-800-220-4857  
or [sales@pennsylvaniainsert.com](mailto:sales@pennsylvaniainsert.com)